

Since 1976



Complete Range of
Food & Beverage Industries

Laboratory Furniture

Brochure



Since 1976



Complete Range of Educational,
Laboratory Furniture & Scientific Equipment

INDEX

Sl.No.	PRODUCT NAME
1.	CHEMISTRY LAB
2.	PHYSICS / INSTRUMENTATION / ELECTRONICS LAB
3.	BIOLOGY / BOTANY / ZOOLOGY LAB
4.	MICROBIOLOGY / BIO TECHNOLOGY & BIO CHEMISTRY LAB
5.	INDUSTRIAL / TESTING / QUALITY CONTROL / R & D LAB
6.	WALL SIDE TABLE
7.	STORAGE CABINET
8.	ANTI VIBRATION TABLE
9.	SINK UNIT
10.	TISSUE CULTURE RACK
11.	LAB STOOL
12.	EYE WASH / PEGBOARD / AIRCURTAIN
13.	FUME HOOD
14.	LAMINAR AIR FLOW (HORIZONTAL & VERTICAL)
15.	BIO SAFETY CABINETS
16.	SAFETY CABINET



Prices
will be offered
against enquiry

LABORATORY MODULAR FURNITURE

GENERAL SPECIFICATIONS

All **SCIENTEC**® Work tables and Island tables are constructed with High Grade Electro Galvanized Sheet Steel of 20 swg with quality Epoxy Powder coating finish in elegant colours.

The sheets are cut with precision and well fabricated with multiple folding technique and welded together to provide the best load bearing strength to each module. All modules are made with specific dimensions to fit every laboratory design.

The Modules are provided with skirting at the base to create classic look to the modular tables. The legs are provided with Plastic Caps to avoid rusting due to any contact with water splash or cleaning medium.

Level jacks are fitted on each leg to adjust the table level based on uneven floor to ensure the alignment of the work top.

The Drawers are mounted on Telescopic Channels for smooth movement. The Shutters are mounted on spring loaded SS Hinges with 120° opening for easy access inside the cabinets. All the contact points are provided with soft rubber studs for dampening the metallic noise while handling. S.S. Curved handles give an added look and easy grip while opening the Shutter and Drawer. Individual Locks are provided for the Drawer and Shutter.

Based on the requirement of the user, Continuous Type or Alternative Type Module are designed. Alternative Type Module are provided with Knee Holes and foot rest and frame support for the granite.

The Work Tops are made of Polished Black Granite of 17mm +/- 2mm thickness with semi-rounded edges with required lapping over the modules.

Sinks made of black moulded Polypropylene (PP) are provided if required on the tables, with elegant Swan Neck Taps, drain pipe etc.

SALIENT FEATURES

- ◆ Modular Type for easy Installation and dismantling for re-arrangement
- ◆ Continuous or Alternative Module with Knee Hole & Foot Rest as required
- ◆ Electro Galvanized Steel Modules with Epoxy Powder Coated
- ◆ High Quality Black Granite Work Tops (17 +/- 2mm)
- ◆ Imported Epoxy Resin Work Tops (only for bulk qty. Order)
- ◆ Telescopic Channels for the Drawers for smooth working
- ◆ High Quality SS Hinges for the shutter and doors
- ◆ Polypropylene (Black) Sink for long life
- ◆ High Swan Neck Taps for clear space for washing
- ◆ SS Curved Handles
- ◆ Branded locks
- ◆ Base Skirting & Jacks for level adjustment

CHEMISTRY LABS

Chemistry Lab in Colleges, Institution, R & D Labs consist of a Central Island Table with Reagent racks and Built-in Sink. The Island table is surrounded or partly surrounded by Wall Side Work Tables/'L' Shape Tables/'U' Shape tables and Corner Tables.

PHYSICS / INSTRUMENTATION / ELECTRONICS LAB

Instrument & Electronic Labs are provided with special Work tables with Power Module attachments for use of Instruments to perform Experiments or Testing Procedures. Elegant Computer tables with Power Point Module provision, CPU Support shelf, Key Board with Granite Work Top and colour matching base cabinet to project a Classic look for the Lab.

BIOLOGY / BOTANY / ZOOLOGY LABS

The Botany & Zoology Labs will have mostly Centre Work Tables with Specimen Storage and display Cabinets. The Table will have built-in Sink for utility. The Table Top or Wall Side Display Cabinets will have sliding Doors with Glass for storage of various specimens and other samples.

MICROBIOLOGY / BIO TECHNOLOGY & BIO CHEMISTRY LABS

These Labs consists a central island table with reagent rack and built in sink. Also provided with wall cupboards, vertical chemical storage cabinets, laminar airflow, biosafety cabinets, fume hood and anti vibration table.

INDUSTRIAL LABORATORIES / TESTING / QUALITY CONTROL / R & D

Industrial labs consists wallside work tables with L shape or U shape corner tables. Also provided wall cupboards, fume hood, anti vibration table and central island table with reagent racks.

SCIENTEC® gives support in designing the Labs to suit the user's need.
Adding Value and Aesthetic look, a utility Lab can be created.

STANDARD TABLE DIMENSIONS

ISLAND TABLES

Model	Dimension (L x B x H)
TLP - IS / 2400	2400 x 1500 x 900
TLP - IS / 3000	3000 x 1500 x 900
TLP - IS / 3600	3600 x 1500 x 900

WALL TABLES

Model	Dimension (L x B x H)
TLP - WT / 2400	2400 x 750 x 900 / 750
TLP - WT / 3000	3000 x 750 x 900 / 750
TLP - WT / 3600	3600 x 750 x 900 / 750

CHEMISTRY LABS

A Chemistry Lab can have the following arrangements:

- ◆ Wall Cupboards at various points to store materials over head on the walls
- ◆ Vertical Chemical Storage Cabinet to store Chemicals / Bottles safely with lock
- ◆ Fume Hood to perform Heating Reactions to remove the toxic / corrosive fumes away from the work area
- ◆ Anti Vibration Table for sensitive Balance / Microscopes
- ◆ Revolving Lab Stools
- ◆ Canopy Hoods for AAS / IPC etc.



PHYSICS / INSTRUMENTATION / ELECTRONICS LAB

The Instrument Work Table can be provided with below options:

- ◆ Power Module at the back side for the full length of the Table
- ◆ Individual Power Module having 2 nos. of 5/15 amps power point with switches
- ◆ Power Point fitted below the Work Top in lieu of the drawers



BIOLOGY / BOTANY / ZOOLOGY LABS

This Lab can have the following arrangements:

- ◆ Specimen Display Cabinets
- ◆ Wall Cupboards at various points to store materials over head on the walls
- ◆ Floor Cupboards to store samples safely with lock
- ◆ Revolving Lab Stools



MICROBIOLOGY / BIO TECHNOLOGY & BIO CHEMISTRY LABS

A Micro / Bio Lab can have the following arrangements:

- ◆ Wall Cupboards at various points to store materials over head on the walls
- ◆ Vertical Chemical Storage Cabinet to store Chemicals / Bottles safely with lock
- ◆ Laminar Air Flow Cabinet / Bio Safety Cabinets
- ◆ Anti Vibration Table for sensitive Balance / Microscopes
- ◆ Revolving Lab Stools
- ◆ Canopy Hoods
- ◆ Air Curtain for Clean area



INDUSTRIAL LABORATORIES - TESTING / QUALITY CONTROL / R & D


All types of Industries needs to have a Testing Lab, let it be in Food & Beverage, Cement, Paper, Fertilizer, Distilleries & Breweries, Petro Chemicals, Refineries, Sugar, Automobile, Steel, Foundry, RO Plants, Mineral Water Plants, Effluent Treatment Plants, Tanneries etc.

Depending on the types and nature of the Testing Equipment / Quality Control Equipment and the Size of the Laboratory, the required furniture and accessories can be fitted.


SCIENTEC® gives support in designing the Labs to suit the user's need. Adding Value and Aesthetic looks, a utility Lab can be created.

BELOW ARE SOME OF THE LAB LAYOUTS IN SUCH INDUSTRIES



INDUSTRY





COLLEGE'S




R & D LAB'S



FOOD & BEVERAGES



PHARMA



WALL SIDE TABLES

The design of the Work Tables are made to fit in any kind and any shape of Laboratory to give maximum flexibility and utility.

The Tables are made of High Grade Electro Galvanized Steel of 20 Swg finished with Epoxy Polyster Powder Coating finish with high quality Granite work Tops.

OPTION : Imported Epoxy Work Tops

Work / Wall Table width are normally 750mm or 900mm with height of 750mm or 900mm. Options of with Knee Hole and foot rest or Continuous Modules are available.



STORAGE CUPBOARDS / CABINETS

Vertical Storage Cabinet : (VSC)

The vertical Storage Cabinet (VSC) is a high utility storage cupboard. It has 3 vertical pull out partitions with easy and smooth sliding. Each partition will have 6 horizontal shelves for storage of chemical bottles / samples etc. Each partition is provided with lock and SS handles.

TLP - VSC	900 x 750 x 1800
-----------	------------------



VSC

General Storage Cupboards : (SCB)

The General purpose Storage Cupboard (SCB) is provided with 5 horizontal shelves. The cupboard will have a double door with glass window and is provided with lock and lever handle.

TLP - SCB	900 x 450 x 1800
-----------	------------------



SCB



SCV

Documents Storage Cupboard : (SCV)

The Document / Book / File Storage Cupboard (SCV) is provided with 4 or 5 horizontal partitions with front shutter slide in / slide out type arrangement with locking facility. Ideal for storage of all types of documents / books etc.

TLP - SCV	900 x 400 x 1800
-----------	------------------

Wall Cupboards : (WCS / WCD)

The Wall mountable Cupboards are mostly suitable for utilizing the Lab space to increase storage capacity by using the wall space. Number of modules can be mounted in series or in different location above the work tables as required.

These Wall cupboards can be provided with sliding Glass shutter or front opening steel shutter, with or without glass window.

TLP - WCS	900 x 300 x 600
-----------	-----------------

TLP - WCD	900 x 300 x 600
-----------	-----------------



WCS



WCD

SCIENTEC® ANTI VIBRATION TABLE (AVT) / VIBRATION ISOLATION TABLE (VIT)

In most industrial laboratories, the production / process vibration is generated to the Lab area which makes it difficult to have stable reading from sensitive Instruments. To overcome these problems an Anti Vibration Tables can be used. The generated vibration is dampened by the anti vibration mounts provided in the AVT's/VIT's. NICE has developed a special heavy duty type AVT / VIT which handle most kind of moderate vibrations with variation in the type of Mounts to suit different applications.

SALIENT FEATURES

- ◆ Top is made of multi layer Heavy Thick Black Granite of 100mm
- ◆ 100% Anti Vibration work area
- ◆ Base support is made of Heavy Rectangular Steel Pipe with Epoxy Powder coating finish
- ◆ Anti Vibration mounts provided at 2 stage for double dampening effect
- ◆ Foot levelheight adjustment
- ◆ Special Shore 'D' hardness Rubber used for the Anti Vibration Mounts
- ◆ All AVT's / VIT's are tested with calibrated Vibration meter
- ◆ Working Height of Table can be Sitting-750mm or Standing-900mm
- ◆ **Mount option :**
 - a. Standard Elastomeric Mounts
 - b. Advanced Shock Resistant Air Spring Mounts (NEW)
 - c. Advanced Auto Leveling Pneumatic Mounts (NEW)

Model	Dimension (L x B x H)
TLP - AVT 600	600 x 600 x 750 x 900
TLP - AVT 900	900 x 600 x 750 x 900
TLP - AVT 1200	1200 x 600 x 750 x 900



SINK UNIT

A Stand alone sink Unit gives additional advantage in a Lab. This kind of Sink Unit can be positioned any where in the lab as required and is easy to shift to another location at later stage without disturbing the existing Work table arrangements.

SALIENT FEATURES

- ◆ Sink is Polypropylene (Black) which can withstand most of the chemical wash in the lab
- ◆ Standard sink size and Bigger sink size available
- ◆ Base cabinet is made of Electro galvanized Steel with Epoxy Powder Coating finish
- ◆ Bottom Storage with Shutter, SS handles and locking arrangement
- ◆ Dummy Drawer for aesthetic look
- ◆ Swan Neck tap-One way or 2 way or 3 way
- ◆ Top fitted with Black Granite

Model	Dimension (L x B x H)
TLP - SU - 900	900 x 750 x 900
TLP - SU - 1500	1500 x 750 x 900



TISSUE CULTURE RACKS

Tissue Culture Racks are used in R&D and developing of New and Hybrid variety of Saplings / Plants by Tissue Culture method under In-Door artificial Illumination and Humidity controlled environment.

Material of construction: The structure is made of M.S. Tube with Epoxy powder coating or Stainless Steel Tube and the Racks made of 20 Swg. M.S. Sheet with epoxy powder coating or Stainless Steel 304 Sheet.

Lighting arrangement: Each Rack is fitted with 2/3/4 Nos. of Fluorescent tube with electronic choke and Individual control switch in control panel.

Control Panel: Located at the right side of the Rack with the following:

1. Main Switch - 1 no.
2. Load / Main Lamps
3. On/Off switches for each Fluorescent Tube
4. 999 hours Programmable Timer
5. Electronic Choke for each light fitting.

In addition - 2 Nos. Cooling Fans will be provided at the back side of the Control Panel.

Dimension: 1200mm x 450mm x 2400mm ht or as required.

Shelves : 5 or 7 as required



LAB STOOLS

MODEL	DESCRIPTION
TLP-ST-01	Seat made of Stainless Steel - 300 mm Dia supported by MS Shaft which can revolve to increase or decrease height between 600 to 750mm. Standby 3 legs also made of SS.
TLP-ST-02	Seat made of high quality PU with additional thick soft cushion. Easy Gas lifts single liver seat adjustment. Five point PU Castor wheels mounted on steel pipe base with electroplating finish. Providing Ring Foot Rest.
TLP-ST-03	With Medium Density PU semi soft seat. Easy Gas lifts single liver seat adjustment. Five point PU Castor wheels mounted on steel castor board lotus base and all parts with electroplating plating finish.
TLP-ST-04	With Large Diameter High Density PU seat with holes for ventilation. Easy Gas lifts single liver seat adjustment. Five point PU Castor wheels mounted on steel castor board lotus base and all parts with electroplating plating finish.



EMERGENCY EYE WASH CUM SHOWER: (HAND/FOOT OPERATED)

Material of Construction: Pipe made up of GI (C-Class) heavy grade confirming to IS:2139 with self closing stainless steel valve. Bowl for Eye Wash, Eye wash Nozzles and Shower Head are made up of Highly Visible anti corrosive plastic/SS 304 Grade. Foot Pedal, Spring and pull chain are made up of MS Galvanized/SS 304 Grade.



EMERGENCY EYE WASH: (HAND/FOOT OPERATED)

Material of Construction: Pipe made up of GI (C-Class) heavy grade confirming to IS:2139 with self closing stainless steel valve. Bowl for Eye Wash, Eye wash Nozzles and Shower Head are made up of Highly Visible anti corrosive plastic/SS 304 Grade.

PEG BOARD

Lab Glassware drying rack/pegboard, 400* 550* 110mm, 27 Pegs in authentic grey color made up of High Grade PP with Single faced, Tray hole for water drainage and detachable Peg for convenient use. Installation can be done in deck mounted pattern also.



AIR CURTAIN

The Air Curtain maintains the interior air conditioning efficiency to save energy, while preventing entry of dust, harmful insects and Fumes from outside. Automatic switch for opening / closing of door.



Model No.	Size
TLP - 1	1000 x 220 x 320
TLP - 2	1200 x 220 x 230
TLP - 3	1500 x 220 x 230

FUME HOOD EXHAUST SYSTEMS

It is essential to make the laboratory a safe place to perform various research and testing and offer substantial degree of safety to the user.

Fume hoods are designed specifically to provide ventilation for the protection of lab occupants during chemical manipulations. One of the primary safety devices in a laboratory is a chemical fume hood. A well-designed hood, when properly installed and maintained, can offer a substantial degree of protection to the user, provided that it is used appropriately and its limitations are understood.

WHEN IS A FUME HOOD NECESSARY?

To know if a fume hood is necessary for a particular experiment user should analyse the hazard nature of the planned work as below.

- ◆ Review of Physical Characteristics, Quantity and Toxicity of the Materials to be used;
- ◆ The experimental procedure;
- ◆ The volatility of the materials present during the experiment;
- ◆ The probability of their release;
- ◆ The number and sophistication of manipulations; and
- ◆ The skill and expertise of the individual performing the work

SCIENTEC® Fume Hood is a primary containment Hood to ensure such safety standards. These Fume Hoods are manufactured as per the guidelines of the standards laid down by the Occupational Safety & Health Act (OSHA), ASHRAE, SEFA, ACGIH for removal and exhaust of Toxic gases/fumes a contained work area.

SALIENT FEATURES

- ◆ Inner body lined with FRP to handle most corrosive fumes
- ◆ Well designed aerodynamic Baffle to ensure removal of all toxic fumes
- ◆ Option of single, 2 and 3 point suction for removal of heavy, medium & light fumes
- ◆ Slash opening with counter weight
- ◆ Control Panel with Power points, Switches on front fascia
- ◆ External Blower to provide required suction/Exhaust
- ◆ Ducting of FRP or PVC
- ◆ Built-in illumination
- ◆ Remote Wet & Dry valve Control (Option)
- ◆ Internal Built-in Blower (Option)
- ◆ PP Sink (Option)
- ◆ Imported Air Flow Monitor (Option)
- ◆ Imported Certified Flammable / Corrosive Bottom Storage Cabinet

CANOPY EXHAUST HOOD

SCIENTEC® Canopy Hood are suitable for stand alone system like AAS, ICP or any other Lab Equipment which may generate fumes. Available in different size and Material of Construction.



Model	Dimension (L x B x H)mm
TLP - FH / 4	1200 x 750 x 2400
TLP - FH / 5	1500 x 750 x 2400
TLP - FH / 6	1800 x 750 x 2400



LAMINAR AIR FLOW CABINET

LAF cabinet is used to perform certain task under clean environment. The work area inside the LAF is maintained clean by means of forces Air Flow Vertically or Horizontally with fresh air made to pass through a Pre Filter by a Blower, then forced through a HEPA Filters into the work area. Thus the work area is kept clean and the Room Air is prevented from entering the cabinet from the front.

This is termed as Product Safety or Work Area Safety. This cannot be used as a User or Environment Safety system. They should never be used when handling cell culture materials or drug formulations, or when manipulating potentially infectious materials.

Laminar flow clean benches comes in two types, Vertical and Horizontal offer different advantages depending on how they will be used.

A Vertical Laminar Air Flow Cabinet forces the HEPA-filtered air down across the workspace, and is useful for parts or device assembly, electronics inspection, housing processing equipment, drug preparation, or preparing media etc.

A Horizontal Laminar Flow Cabinet, the work area is bathed by HEPA-filtered horizontal laminar airflow, and is often used for clinical or pharmaceutical applications, or whenever a sterile, particulate-free environment is needed.

- ◆ Cleanliness under Class 100/ISO 5
- ◆ HEPA Filter Particle Retention : 0.3 micron
- ◆ Air Velocity : 90 fpm / 0.4572 m / sec +/- 20%
- ◆ Standard Applicable : ISO 14644-1 (replaces US federal 209 E)

SALIENT FEATURES

- ◆ Horizontal Air Flow OR vertical Air Flow Models
- ◆ Table Top or Flow Standing Models
- ◆ Work to made of satin finish Stainless Steel 304
- ◆ Foot with Level Jack or Castor wheels
- ◆ White Light illumination and UV sterilization

CABINET CONSTRUCTION

- ◆ Electro Galvanized Steel with Epoxy Powder Coating
- ◆ Water / Termite proof PLY with lamination
- ◆ Fully Stainless Steel 304

OPTIONS:

- a. Imported Magnehelic Dial Pressure Gauge
- b. Imported Air Flow Monitor
- c. Low Air Flow Caution Alarm
- d. Variable Speed regulator
- e. Soft Touch Key Switch
- f. ULPA Filter for 0.1-0.2 micron filtration
- g. LED White light Illumination for long life
- h. Validation by 3rd Party certification
- i. UV Light Safety Interlock to cut-off UV light when shutter is open



HORIZONTAL AIR FLOW MODEL

Model	Work Area (L x B x H)mm
TLP - LAF H/2	600 x 600 x 600
TLP - LAF H/3	900 x 600 x 600
TLP - LAF H/4	1200 x 600 x 600
TLP - LAF H/6	1800 x 600 x 600



VERTICAL AIR FLOW MODEL

Model	Work Area (L x B x H)mm
TLP - LAF V/2	600 x 600 x 600
TLP - LAF V/3	900 x 600 x 600
TLP - LAF V/4	1200 x 600 x 600
TLP - LAF V/6	1800 x 600 x 600

BIO SAFETY CABINET (BSC)

BIOLOGICAL SAFETY CABINETS must be used when additional protection of the user and the environment is also required. Biological safety cabinets comes in several classes (I, II and III) that offers varying levels of protection from hazardous or contagious materials. For all classes of biological safety cabinet, the air is HEPA-filtered before being released as exhaust.

Class I Bio Safety Cabinet - protects the user and the environment, but not the product as air is pulled into the cabinet and exhausted (usually out the top) out away from the user.

Class II Biological Safety Cabinets - fall into four sub categories. Type-A1, A2, B1, B2 - All of which protect the product or specimen, the user and the environment from contamination. This is especially crucial for applications that require sterile or particulate-free conditions-such as cell culture experiments, drug preparations, or in toxicology when working with fumes and gases is required. All types of Class II biological safety cabinet have HEPA filters at their air supply and exhaust points. However, the Class II sub types differ in the amount of air that is re-circulated within the cabinet versus exhausted outward.

Class III Biological Safety Cabinets - also known as Bio glove boxes, provides maximum protection for work in bio-safety level 4 containment labs. A class III bio safety cabinet is crucial for working with any bio-safety level 4 agents, or other dangerous materials, such as aerosols of pathogens or toxins. Class III bio-safety cabinet has two HEPA filters in the exhaust system for additional environmental protection. Manipulations within the chamber of the Bio glove box are performed with built-in arm-length rubber gloves.

Class type	Contaminated Plenum pressure	Recirculation Air %	Exhaust Air %	Safety Level	Applications
Class I	Positive	0%	100%	User / Environment	Small amount of Toxic chemicals
Class II Type A1	Positive	70%	30%	Product / User / Environment	General microbiological research with low-and moderate-risk agents
Class II Type A2	Negative	70%	30%	Product / User / Environment	Suitable for microbiological research in the absence of volatile or toxic chemicals and radio nuclide
Class II Type B1	Negative	30%	70%	Product / User / Environment	Suitable for microbiological research with minute qty's of volatile or toxic chemicals and radio nuclide
Class II Type B2	Negative	0%	100%	Product / User / Environment	Allow work to be done with toxic chemicals or radio nuclide
Class III	Negative	0%	100%	Product / User / Environment	Allows work with B4 agents, Infectious aerosols, as well as microbiological contaminants

STANDARD DIMENSIONS FOR ALL CLASS

- ◆ Cleanliness under Class 100/ISO 5
- ◆ HEPA Filter Particle Retention : 0.3 micron
- ◆ Air Velocity : 90 fpm/0.4572m/sec +/- 20%
- ◆ Standard Applicable : ISO 14644-1
- ◆ Imported Magnehelic Dial Pressure Gauge
- ◆ White Light illumination and UV sterilization
- ◆ Work to made of Satin finish Stainless Steel 304
- ◆ Optional-Digital pressure meter

CABINET CONSTRUCTION

- ◆ Electro Galvanized Steel Epoxy Powder Coated
- ◆ Fully Stainless Steel 304
- ◆ UV Light Safety Interlock to cut-off UV light when shutter is open (Option)



Model	Work Area (L x B x H)mm
TLP - BSC/3	900 x 600 x 600
TLP - BSC/4	1200 x 600 x 600
TLP - BSC/6	1800 x 600 x 600

HORIZONTAL LAMINAR AIR FLOW

- ◆ Intelligent Blower System based on filter condition to ensure optimum efficiency
- ◆ Soft touch LED Display
- ◆ LED Digital Display
- ◆ Average Air Flow - 0.3 to 0.5 m/s
- ◆ With illumination and UV light
- ◆ Front shutter with anti UV radiation Glass
- ◆ Caster Wheel

Model	Inner size mm	Outer size mm
I HLC 1060	980 x 500 x 600	1060 x 800 x 1690
I HLC 1060	1400 x 500 x 600	1460 x 800 x 1690
I HLC 1300	1200 x 500 x 640	1300 x 825 x 2000
I HLC 1800	1700 x 500 x 570	1800 x 820 x 2000



VERTICAL LAMINAR AIR FLOW

- ◆ HEPA filtration 99.995% with 3 micron
- ◆ Air Speed Adjustment
- ◆ Automatic front sash
- ◆ LED Digital Display
- ◆ Average Air Flow - 0.3 to 0.5 m/s
- ◆ With illumination and UV light
- ◆ Front shutter with anti UV radiation Glass
- ◆ Caster Wheel

Model	Inner size mm	Outer size mm
I VLC 1040	940 x 580 x 540	1040 x 600 x 1730
I VLC 1300	1200 x 645 x 610	1300 x 750 x 2000
I VLC 1440	1300 x 580 x 540	1440 x 600 x 1730
I VLC 2000	2000 x 705 x 1100	2000 x 740 x 2550



BIOSAFETY CABINET

BSC CLASS II A2

- ◆ Work Zone interior of SS 304
- ◆ VFD Display - LED / LCD multi colour
- ◆ UV lamp interlock to work when blower, illumination is off and the door is closed
- ◆ Foot Switch to adjust the Shutter height
- ◆ Water proof sockets - 2 nos.
- ◆ Front Air flow intake grid
- ◆ Air inflow - 0.53 m/s : Air down flow - 0.33 m/s
- ◆ HEPA - 2 nos. 99.999% efficiency 0.3 micron
- ◆ Microprocessor Control System
- ◆ 70% Re-circulation; 30% exhaust

Model	Inner size mm	Outer size mm
I BSC IIA2 1000	900 x 600 x 660	1000 x 850 x 2200
I BSC IIA2 1300	1100 x 600 x 660	1300 x 850 x 2200
I BSC IIA2 1500 S	1300 x 600 x 660	1500 x 850 x 2250
I BSC IIA2 1800 S	1600 x 600 x 660	1800 x 850 x 2300
I BSC IIA2 1950 S	1800 x 600 x 660	1950 x 800 x 2200



BSC CLASS II B2

- ◆ Work Zone interior of SS 304
- ◆ VFD Display - LED / LCD multi colour
- ◆ UV lamp interlock to work when blower, illumination is off and the door is closed
- ◆ Foot Switch to adjust the Shutter height
- ◆ Water proof sockets - 2 nos.
- ◆ Front Air flow intake grid
- ◆ Air inflow - 0.53 m/s : Air down flow - 0.33 m/s
- ◆ HEPA - 2 nos. 99.999% efficiency 0.3 micron
- ◆ Microprocessor Control System
- ◆ 0% Re-circulation; 100% exhaust
- ◆ Remote Control

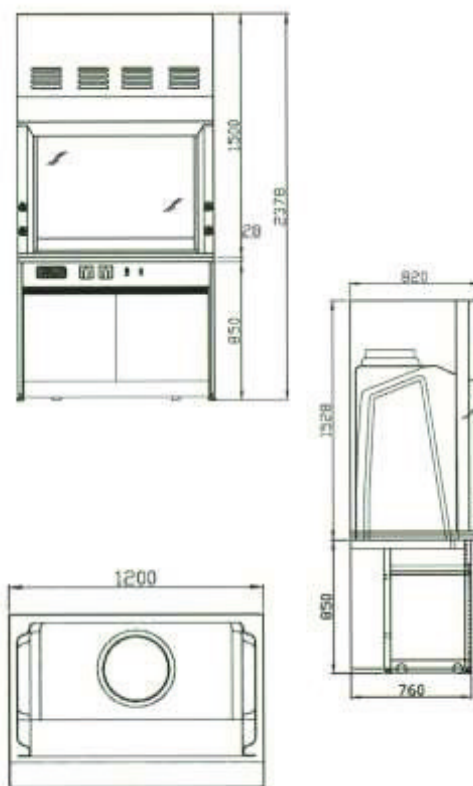
Model	Inner size mm	Outer size mm
I BSC IIB2 1000	900 x 600 x 660	1000 x 850 x 2200
I BSC IIB2 1300	1100 x 600 x 660	1300 x 850 x 2200
I BSC IIB2 1500	1300 x 600 x 660	1500 x 850 x 2250
I BSC IIB2 1800	1600 x 600 x 660	1800 x 850 x 2300



FUME HOOD MODEL TLP 2088

PRODUCT FEATURES

- Sash :** Sash Window is a framed 6mm safety glass with a full length grip counterbalanced by metal weights to ensure a smooth sliding operation
- Superstructure :** superstructure is constructed from Epoxy powder coated steel for a long life and construction
- Inner liner :** Inner liner including the baffle is constructed of acid and alkali resistant fiber glass
- Water outlet & Cup sink :** Wall mounted water outlet and cup sink are convenient for experiment. Cup sink of PP and epoxy are available
- Remote controls :** Colour coded remote control services valves for gas and water
- Epoxy resin worktops :** Worktop is a one piece, epoxy resin moulded top (complete with a drip cup), for chemical resistance
- Power supply :** Power supply for electrical power comes with a safety cover
- Fan switch :** Isolated switch for the fan
- Light switch :** Isolated switch for light, which is externally mounted to avoid contact with chemical fumes
- Sockets :** Two electrical socket outlet (2-pin and 3-pin)
- Base cabinet :** Base cabinet is available for storage cabinet with non-slip mat, or special safety storage cabinet is another choice (Model No: B2268S)



Model	Specification (mm)		
	W	D	H
B2268-1200	1200	820	2350
B2268-1500	1500	820	2350
B2268-1800	1800	820	2350

The exhaust connection is fit for 315mm duct

FLAMMABLE SAFETY STORAGE CABINET - FM APPROVED

Provides workers and environment optimum safety and quality assurance.

Provides maximum property and asset protection.

Prevents explosion, extension of fire.



CONSTRUCTION

The cabinets are double wall construction with 1.2mm steel and 38mm Air space efficiency for isolating combustion. We have three cabinet styles-Single Door cabinets, Double Door cabinets and Sliding Door cabinets. The Door closure is of a) Manual Closure and b) Self Closure type. Provided with Steel adjustable shelves capable of a load of 120 kgs. The shelves have quick safety latch in front and rear.

FEATURES

- ◆ Rounded corners
- ◆ Paddle handle latch eliminated projection obstacle
- ◆ Non Sparking 3 - point linked latching device for better security
- ◆ 2 inch deep leak tight container sump for accidental drips and spills
- ◆ 4 full steel adjustable levelers for base stability
- ◆ Dual Vent with Flame Arrester on both side of cabinet


FOR SELF CLOSURE DOOR

- ◆ Can stop at any position when opened between 90° to 180°
- ◆ Built-in thermal sensitive device releases and closes the door automatically if the cabinet is exposed at 74°C

Available as : Counter Top Cabinets / Horizontal Drum Cabinets / Gas Cylinder cabinets / Under-counter Cabinets in various standard dimensions.

LOW CORROSIVE / COMBUSTIBLE LIQUID STORAGE CABINETS - FM APPROVED

Suitable for storage of low corrosive chemicals / acids / alkali liquids like hydrochloric acid, sulphuric acid, nitric acid, ammonia solution, sodium hypochlorite, paints, inks, mineral oil etc.



CONSTRUCTION

The cabinets are double wall construction with 1.2mm steel and 38mm Air space efficiency for isolating combustion. We have three cabinet styles-Single Door cabinets, Double Door cabinets and Sliding Door cabinets. The Door closure is of a) Manual Closure and b) Self Closure type. Provided with Steel adjustable shelves capable of a load of 120 kgs. The shelves have quick safety latch in front and rear.

FEATURES

- ◆ FM approved and comply with NEPA and OSHA regulations
- ◆ Rounded corners
- ◆ Paddle handle latch eliminated projection obstacle
- ◆ Non Sparking 3 - point linked latching device for better security
- ◆ 2 inch deep leak tight container sump for accidental drips and spills
- ◆ Dual Vent with Flame Arrester on both side of cabinet

FOR SELF CLOSURE DOOR

- ◆ Can stop at any position when opened between 90° to 180°
- ◆ Built-in thermal sensitive device releases and closes the door automatically if the cabinet is exposed at 74°C

Available as : Counter Top Cabinets / Horizontal Drum Cabinets / Gas Cylinder cabinets / Under-counter Cabinets in various standard dimensions.



PP340



PP560



PP800



WATER TAP'S




GAS TAP'S



GAS/WATER VALVE'S



ELECTRICAL POINT



SCAFOLD



SAFETY SHOWER
WITH EYEWASH



SPOT EXTRACTOR



AIR FLOW MONITOR





Regd.

**Head Office : No. 198, Nehru Street, 1st Floor, Ram Nagar
Coimbatore - 641 009.**

**Kerala Office : Palamattam, House Pattel, Ieingle (Po),
Perumbavoor, Ernakulam (Dt), Kerala - 683 548**

**Bangalore & Mysore | Pondicherry | Chennai
Kochin | Calicut | Chittoor**

Contact

Contact : +91 95439 44223, +91 99432 11161

**scientec@ggsgroups.com
greendust@ggsgroups.com**

www.ggsgroups.com

+91 98948 38408 / 91596 82104

Ggsgroups Ggsgroups

GGG GROUPS OF COMPANIES



Since 1976

SCIENTEC®

Complete Range of Educational,
Laboratory Furniture & Scientific Equipment



**For More Info Visit
www.ggsgroups.com**